

6



NAVARRO COUNTY TREASURER'S REPORT


**THE STATE OF TEXAS
COUNTY OF NAVARRO
AFFIDAVIT**

BEFORE ME, the undersigned authority, on this day personally appeared the following named persons, and after being duly sworn, deposes and says: Honorable H.M. Davenport Jr., County Judge, Honorable Jason Grant, Commissioner Pct. 1, Honorable Eddie Perry, Commissioner Pct. 2, Honorable Eddie Moore, Commissioner Pct. 3, and Honorable David Brewer, Commissioner Pct. 4.

I, Jane McCollum, Navarro County Chief Deputy Treasurer, on this 26th day of February, 2024 present to the Navarro County Commissioners Court the Monthly Financial Report for the month ending in January, 2024 for the court to review and approved. This report is in compliance with *Section 114.026* of the Local Government Code, so therefore we hereby execute this affidavit for publication.

With this signed affidavit, We the Commissioners Court of Navarro County, state that the requirements of *Subsection (C)* have been met with the examination of this report.

Signed and executed this 26th day of February, 2024.




H.M. Davenport, County Judge



Jason Grant, Commissioner Precinct 1



Eddie Perry, Commissioner Precinct 2



Eddie Moore, Commissioner Precinct 3



David Brewer, Commissioner Precinct 4

SWORN AND SUBSCRIBED TO BEFORE ME, this 26th day of February, 2024 by H.M. Davenport Jr., Jason Grant, Eddie Perry, Eddie Moore, and David Brewer in their official capacities as the members of the Navarro County Commissioners Court.






Sherry Dowd, County Clerk

NAVARRO COUNTY, TEXAS
REPORT OF CASH AND INVESTMENTS
FOR THE MONTH OF JANUARY, 2024

FUND	BEGINNING BALANCE	RECEIPTS	BANK INTEREST	DISB	ENDING BALANCE	TEX POOL BEGINNING BAL	TEX POOL DEP/WD	TEX POOL INTEREST	TEX POOL ENDING BAL	TX CLASS BEGINNING BAL	TX CLASS DEP/WD	TX CLASS INTEREST	TX CLASS ENDING BAL	TOTAL
GENERAL	9,071,502.14	4,638,449.32	2,410.73	3,042,263.46	10,670,098.73	3,851,222.13	-	18,146.93	3,869,369.06	3,778,462.43	-	17,768.66	3,796,231.09	18,335,698.88
CSCD	132,528.15	50,004.16	28.44	100,840.76	81,719.99	105,033.48	-	494.91	105,528.39	-	-	-	-	187,248.38
JUVENILE	86,332.17	370.00	13.59	47,420.57	39,295.19	8,611.09	-	40.62	8,651.71	-	-	-	-	47,946.90
FLOOD CTRL	383,309.48	62,726.67	90.68	16,000.00	430,126.83	2,436.89	-	11.47	2,448.36	-	-	-	-	432,575.19
R&B - PCT 1	433.02	258,664.31	21.85	204,603.77	54,515.41	3,150.40	-	14.80	3,165.20	-	-	-	-	57,680.61
R&B - PCT 2	567,466.13	258,664.32	113.50	371,354.95	454,889.00	87,167.65	-	410.76	87,578.41	102,197.07	-	480.60	102,677.67	645,145.08
R&B - PCT 3	459,366.91	259,212.56	122.90	171,074.10	547,628.27	74,567.49	-	351.34	74,918.83	255,798.87	-	1,202.94	257,001.81	879,548.91
R&B - PCT 4	556,472.29	258,664.30	146.65	168,392.74	646,890.50	86,331.73	-	406.85	86,738.58	204,639.10	-	962.32	205,601.42	939,230.50
HIDTA	20,503.58	322,059.93	4.34	322,059.93	20,507.92	-	-	-	-	-	-	-	-	20,507.92
HIDTA SZ	31,979.21	-	6.77	-	31,985.98	1,914.82	-	8.99	1,923.81	-	-	-	-	33,909.79
DEBT SVC	179,638.24	72,547.57	51.42	-	252,237.23	2,462.92	-	11.50	2,474.42	-	-	-	-	254,711.65
CAPITAL	3,576.93	-	0.76	-	3,577.69	11,669.32	-	54.93	11,724.25	-	-	-	-	15,301.94
SHERIFF/ST	126,102.87	-	26.70	-	126,129.57	58.29	-	0.31	58.60	-	-	-	-	126,188.17
D.A. FORFEIT	196,253.45	-	41.90	264.59	196,030.76	126,868.11	-	597.81	127,465.92	-	-	-	-	323,496.68
HEALTH INS	475,422.54	363,520.68	88.36	411,932.14	427,099.44	13,509.98	-	63.62	13,573.60	-	-	-	-	440,673.04
ECON DEV	-	-	-	-	-	2,427.37	-	11.47	2,438.84	-	-	-	-	2,438.84
TRUST	370,205.06	32,337.60	97.05	19,661.89	382,977.82	1,026,998.82	-	4,839.19	1,031,838.01	1,023,195.36	-	4,811.68	1,028,007.04	2,442,822.87
LAKE TRUST	243.96	-	0.05	-	244.01	107,540.70	-	506.71	108,047.41	-	-	-	-	108,291.42
REV & CLRNG	1,140,986.27	4,297,228.48	244.99	4,276,379.82	1,162,079.92	1,016,742.99	-	4,790.87	1,021,533.86	-	-	-	-	2,183,613.78
PAYROLL	16,098.33	1,139,439.37	36.47	1,139,439.37	16,134.80	-	-	-	-	-	-	-	-	16,134.80
DISB	106,238.65	3,955,736.99	209.98	3,955,736.99	106,448.63	-	-	-	-	-	-	-	-	106,448.63
GO BOND	102,468.55	-	21.70	-	102,490.25	-	-	-	-	-	-	-	-	102,490.25
SPECIAL REV	1,146,110.84	-	241.84	6,699.51	1,139,653.17	-	-	-	-	-	-	-	-	1,139,653.17
SHERIFF/FED	306,964.76	-	65.00	-	307,029.76	-	-	-	-	-	-	-	-	307,029.76
ELECTION	305,046.22	-	64.59	-	305,110.81	-	-	-	-	-	-	-	-	305,110.81
A.R.P.A.	2,888,153.76	-	591.16	228,897.52	2,659,847.40	2,047,235.84	-	9,646.57	2,056,882.41	2,046,390.74	-	9,623.38	2,056,014.12	6,772,743.93
TOTAL	18,673,403.51	15,969,626.26	4,741.42	14,483,022.11	20,164,749.08	8,575,950.02	-	40,409.65	8,616,359.67	7,410,683.57	-	34,849.58	7,445,533.15	36,226,641.90

INTEREST EARNED	CURRENT MONTH	YTD
	80,000.65	316,382.57


 Prepared By: Jane McCollum / Chief Deputy Treasurer

2/8/2024
 Date


 Reviewed By: Terri Gillen / County Auditor

2/9/24
 Date